

January 2014**ACTRIS - Townhouse****New Listings****24****↑9.1%**from Dec 2013:
22**↑4.3%**from Jan 2013:
23

YTD	2014	2013	+/-
	24	23	4.3%

5-year Jan average: **33****Closed Sales****17****↑142.9%**from Dec 2013:
7**↑13.3%**from Jan 2013:
15

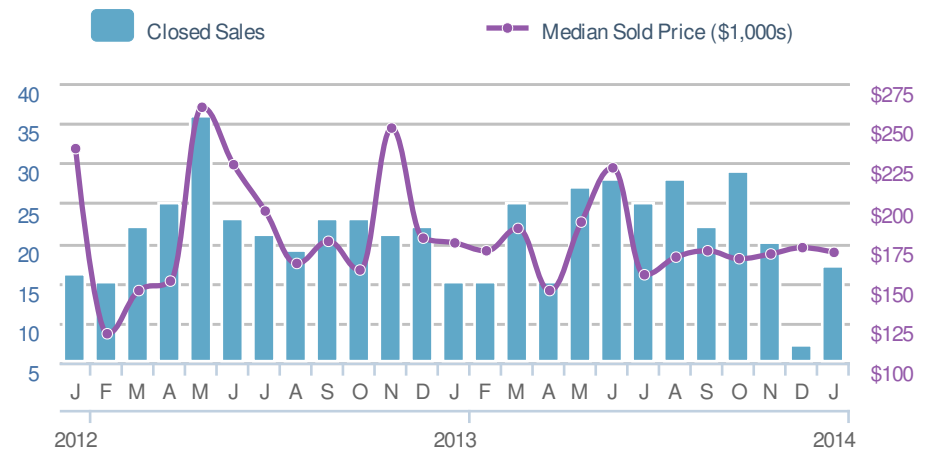
YTD	2014	2013	+/-
	17	15	13.3%

5-year Jan average: **14****New Pending****28****↑33.3%**from Dec 2013:
21**↑16.7%**from Jan 2013:
24

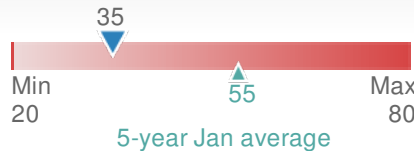
YTD	2014	2013	+/-
	28	24	16.7%

5-year Jan average: **18****Median Sold Price****\$169,189****↓-1.6%**from Dec 2013:
\$172,000**↓-3.3%**from Jan 2013:
\$175,000

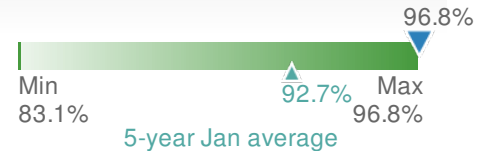
YTD	2014	2013	+/-
	\$169,189	\$175,000	-3.3%

5-year Jan average: **\$179,588****Active Listings****49**

Dec 2013	Jan 2013
53	65

Median Days to Contract**35**

Dec 2013	Jan 2013	YTD
35	20	35

Avg Sold to OLP Ratio**96.8%**

Dec 2013	Jan 2013	YTD
95.0%	96.0%	96.8%